

FAIRFIELD POLICE DEPARTMENT

Monthly Report – May 2017



Chief Gary MacNamara

Fairfield Police Department

www.fpdct.com

This page intentionally left blank.

Section 1: Bureau / Division Reports

- **Patrol Division**
- **Support Services Bureau**
- **Special Services Bureau**

Section 2: Statistical Activity Summary

Overall Activity

Calls for Service - Total

Alarm Response Summary

Calls for Service – Detailed

Motor Vehicle Activity

Motor Vehicle Accidents

Motor Vehicle Enforcement - Action

Motor Vehicle Enforcement - Violation Type

Parking Ticket Summary

Criminal Activity

Criminal Incidents by Patrol

Criminal Activity by Month

Criminal Arrests by Month

Section 1: Bureau / Division Reports

New Officers



Jason Greenfield, Eric Fuller

Eric Fuller

Officer Eric Fuller comes to Fairfield from the Wallingford Police Department where he was a detective sergeant. He worked for the Wallingford Police Department for 12 years and served in several positions, including patrol, community policing and detective bureau. Officer Fuller received several letters of commendation and unit citations.

Officer Fuller attended Post University where he received a bachelor's degree in criminal justice. He is married with one daughter.

Jason Greenfield

Officer Jason Greenfield comes to Fairfield from the Weston Police Department where he was a patrol officer. He has worked for Weston since 2013. Officer Greenfield attended Boston University where he studied psychology. He is also a volunteer firefighter with the Weston Volunteer Fire Department.

Officer Greenfield is married with one son.



Chief MacNamara, Off. Greenfield, Off. Fuller, First Selectman Tetreau

Noteworthy Police Work

Lt. Weihe recognized the following group of officers and supervisors for their work on an investigation into a threat that was posted on social media and involved a school in Fairfield. After interviews, examination of evidence, locating suspects and completing a thorough investigation the threat was able to be determined as not credible.

Lt. Bloch, Sgt. Koval, Sgt. Esposito, Off. Chlebowski, Off. Victoria, Off. Terifay, Off. Quiles, Off. Burke, Off. Thresher, Off. Wells, Off. DiMarco, Det. Irizarry, Det. Clark and TCC Clancy.

Sgt. Riendeau recognized Officer Chamberlain for locating three individuals and developing evidence that resulted in the arrest of the three suspects for numerous car break-ins in the Melville Avenue area.

A letter of appreciation was sent by Chief Heavey of the Greenwich Police Department for the assistance Officer Wells and K9 Jagger provided at the scene of a bank robbery.

A note of thanks was sent by a citizen who wanted to recognize Officer Letsch for the work he did investigating a hit and run accident.

Patrol

17-18749 | 12:31 AM | Breach Of Peace | Terifay Jr., E | 01565 Black Rock Tnpk

ECC received a 911 call of a Disturbance at Euphoria Hookah 1565 Black Rock Turnpike after a male and female were confronted for attempting to steal an item.

- Upon arrival, both parties were argumentative and interfered with officers. The male lied multiple times regarding his identity, and the female spit on an officer during handcuffing.
- Both parties had active arrest warrants in NCIC and were additionally charged with Breach of Peace and Interfering with an officer.
- Both parties posted bond.

17-18754 | 1:35 AM | Emergency Medical Call (Code 2) | Chamberlain, R | 00757 Melville Av

ECC received a report of juveniles on the roof of Fairfield Warde High School .

- On scene investigation revealed one male admitting to using narcotics.
- The other refused to identify himself to officers.
- Both juveniles were released on Juvenile summons for Trespassing and interfering with officers and turned over to parents.

17-19601 | 1:53 AM | Investigation | Chamberlain, R | 00035 Essex St

While on routine patrol Off. Chamberlain came upon a male in the street at 0153 hours.

- On scene investigation led to the officer backtracking the path of male who was being deceptive in his explanation as to the reason for his presence on the street.
- Officer Chamberlain discovered a backpack that the male had hidden beneath a tarp in a nearby backyard.
- The Back pack was found to possess Cocaine and Marijuana
- The male was charged with narcotics possession and posted bond.

17-20188 | 12:39 AM | Assistance | Kaesmann, E | 00005 Pritchard Ln

• Officer Kaesmann and Officer De Angelis assisted Westport with a track following a Domestic incident. K-9 Maverick and officers tracked to the subject and took him into custody for Westport.

Support Services Bureau

Training

Several officers were sent to the following classes:

- C.O.L.L.E.C.T. Recertification
- Drug Recognition Expert Training
- Mental Health First Aid
- Crash Data Retrieval
- Bloodborne Pathogen Instructor

Animal Control

Complaints: **87**

Wildlife related complaints: **39**

Wildlife tested for rabies: **0**

Wildlife testing positive for rabies: **0**

Animals impounded: **10 dogs**

Animal bites: **6**

Enforcement:

Written warnings: **9**

Infractions: **1**

Misdemeanors: **0**

Sold as pet: **4 dogs**

Animals available for adoption: **None**

Special Services Division

Traffic Safety Unit

Traffic Stops: **281**

Infractions: **188**

Misdemeanor Summonses: **11**

Accidents Investigated: **38**

Car Seat Installations: **19**

Other Activities:

- Distracted Driving Campaign 5/22/2017 to 5/31/2017
- Off. Sudora and Off. Letsch received a MADD award at the MADD Luncheon
- Officer Sudora completed training and is a certified drug recognition expert.
- Provided escort for Walls that Heal
- Numerous traffic studies.

Marine Unit

	Apr	May	Jun	July	Aug	Sep	Oct	Nov
Complaints	3	9						
Boats Towed	0	2						
Written Warnings	0	0						
Arrests	0	0						
Safety Inspections	0	13						
Total Calls For Service	3	23						
Hours Underway	30	25						

Traffic Crash Investigations

Total Accidents Investigated: 86

Search Warrants: 6

Arrest Warrants: 3

Misdemeanor Summons Issued: 5

Infractions Issued: 12

Community Events:

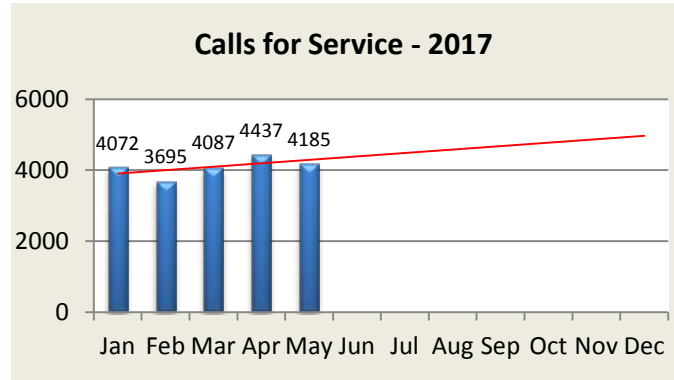
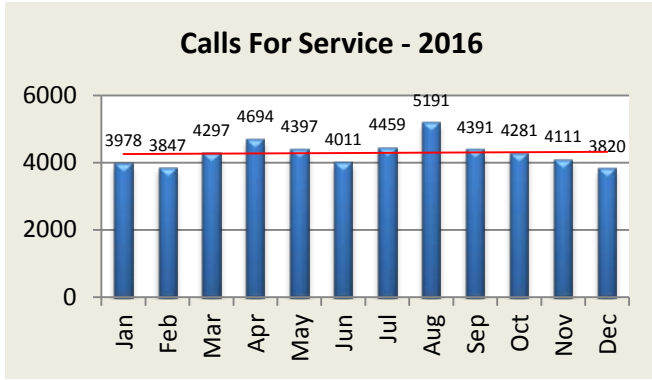
- Scavenger Hunts
- March for Babies Walk
- Dogwood Festival
- Safe Boating Week
- Holy Family Carnival
- Bloomin Metric Ride
- Warde Mock Crash
- N. Stratfield School Walk-A-Thon
- Ride Around Fairfield

Section 3: Statistical Activity Summary

TOTAL CALLS FOR SERVICE

Calls for Service	Jan	Feb	Mar	Apr	May	Jun	Jul	Aug	Sep	Oct	Nov	Dec	YTD
2016	3978	3847	4297	4694	4397	4011	4459	5191	4391	4281	4111	3820	51,477
2017	4072	3695	4087	4437	4185								20,476

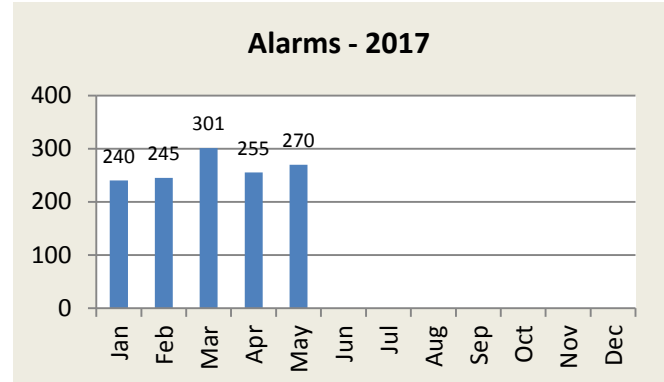
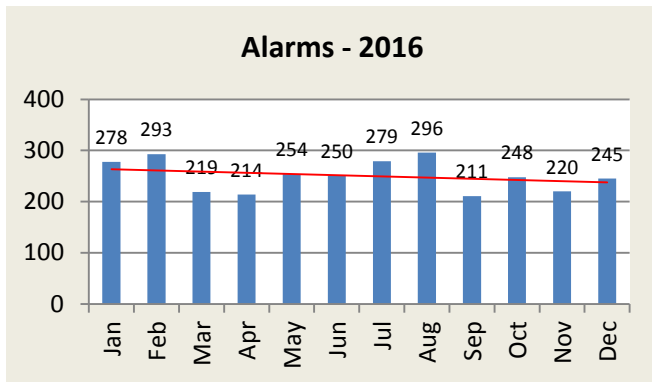
Note: Includes miscellaneous calls that may not be listed under the call analysis section



ALARM RESPONSE SUMMARY

Total Alarms	Jan	Feb	Mar	Apr	May	Jun	Jul	Aug	Sep	Oct	Nov	Dec	YTD
2016	278	293	219	214	254	250	279	296	211	248	220	245	3,007
2017	240	245	301	255	270								1,311

False Alarms	Jan	Feb	Mar	Apr	May	Jun	Jul	Aug	Sep	Oct	Nov	Dec	YTD
2016	273	291	217	214	251	236	264	257	189	234	203	230	2,859
2017	221	230	284	240	254								1,229

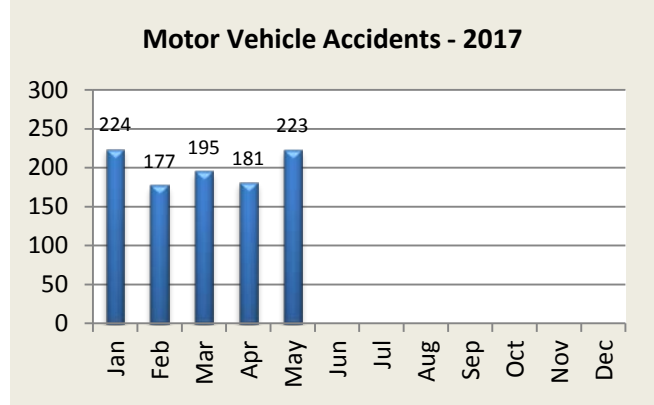
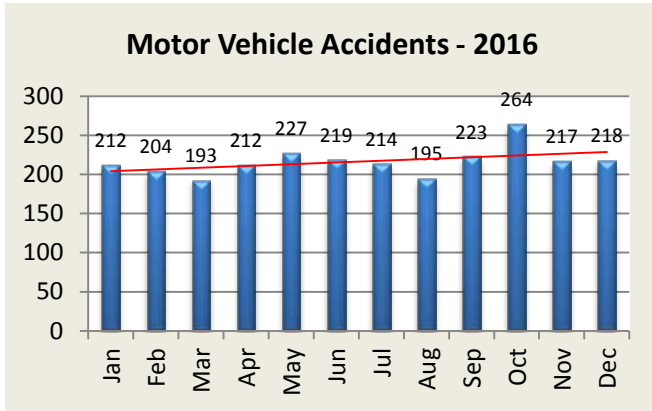


Calls For Service - Detailed Summary

Calls for Service - Type	Jan	Feb	Mar	Apr	May	Jun	Jul	Aug	Sep	Oct	Nov	Dec	YTD
911 Hang Up	6	8	2	7	7								30
Abandoned Vehicles	8	11	19	15	4								57
Alarms	240	245	301	255	270								1311
Animal Complaints	67	74	78	96	98								413
Assaults	1	1	3	7	4								16
Assistance	128	145	174	171	164								782
Bank Escorts	20	19	22	19	22								102
Bomb Threats	0	0	0	0	0								0
Breach of Peace	45	52	38	57	74								266
Burglary	11	4	3	9	8								35
BusinessChecks	1334	1021	1106	1120	1211								5792
Cancelled Alarms	48	47	62	35	54								246
Community Events	77	22	56	37	65								257
Door Open	6	5	7	8	7								33
Drowning	0	0	0	0	0								0
EMS	356	348	379	380	392								1855
Funeral Escorts	18	11	20	15	22								86
Harassment	16	14	11	6	15								62
Intoxicated Subjects	3	5	8		5								21
Investigations	160	174	209	209	199								951
Larceny	25	18	20	20	21								104
MVA	224	177	195	181	223								1000
Medical Alarms	1	1	3	1	2								8
Psychiatric calls	3	0	2	2	3								10
Missing Persons	1	1	2	4	8								16
Narcotic Violations	20	14	12	20	10								76
Noise Complaints	17	30	33	28	47								155
Parking Complaints	33	30	33	35	31								162
Pistol Permit Apps	20	13	23	11	14								81
Reckless Driver	23	20	27	32	44								146
Recovered Property	16	16	15	23	26								96
Road Hazard	24	37	57	21	46								185
Robbery	1	0	0	0	2								3
Sex Violation	1	0	1	0	1								3
Shoplifter	12	14	13	6	14								59
Stolen Vehicles	5	7	2	9	3								26
Suicide	1	0	1	1	0								3
Suicide Attempts/Threats	6	1	0	4	9								20
SuspiciousActivity	82	56	84	78	67								367
Theft from MV	13	9	11	15	18								66
Trespasser	4	9	8	4	7								32
Vandalism	6	8	10	19	13								56

MOTOR VEHICLE ACTIVITY

MV Accidents	Jan	Feb	Mar	Apr	May	Jun	Jul	Aug	Sep	Oct	Nov	Dec	YTD
2016	212	204	193	212	227	219	214	195	223	264	217	218	2,598
2017	224	177	195	181	223								1,000



MV Enforcement	Jan	Feb	Mar	Apr	May	Jun	Jul	Aug	Sep	Oct	Nov	Dec	YTD
Warnings - 2016	426	347	518	432	317	255	382	406	310	348	313	297	4,351
2017	357	360	330	368	281								1,696

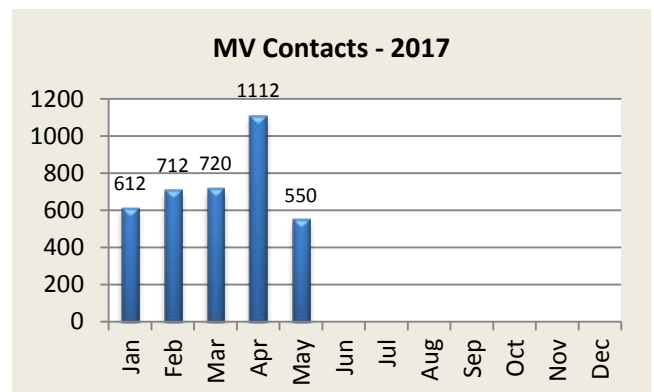
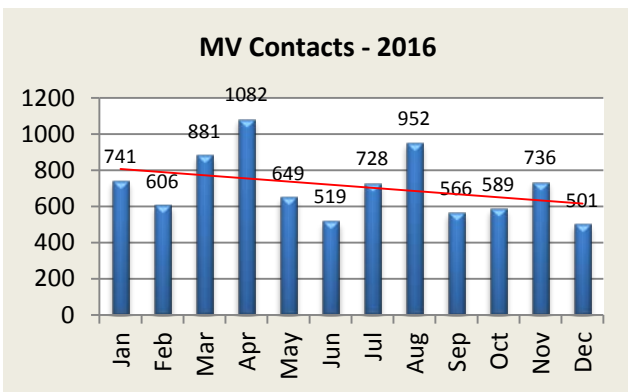
Infractions - 2016	249	203	283	563	275	215	287	481	200	199	379	177	3,511
2017	190	288	311	663	219								1,671

Misdemeanor - 2016	43	34	45	64	37	35	43	44	30	18	19	19	431
2017	39	36	54	52	42								223

Custodial - 2016	6	7	9	9	3	9	12	4	8	11	7	2	87
2017	8	11	6	18	5								48

DUI Arrests - 2016	8	8	13	5	6	7	5	7	11	10	7	6	93
2017	6	2	11	6	4								29

MV Contacts - 2016	741	606	881	1082	649	519	728	952	566	589	736	501	8,550
2017	612	712	720	1112	550								3,706

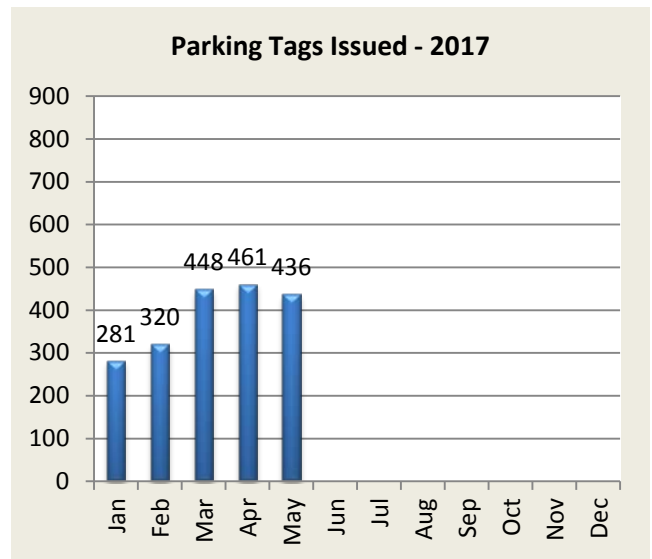
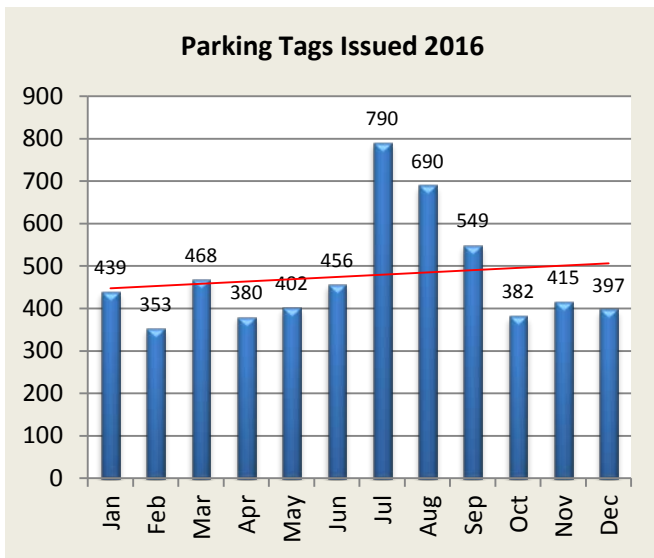


MV Enforcement: Type	Jan	Feb	Mar	Apr	May	Jun	Jul	Aug	Sep	Oct	Nov	Dec	YTD
Speeding Violations	120	171	212	64	124								691
Seatbelt Violations	11	28	11	220	33								303
Registration Violations	41	47	58	60	40								246
License Violations	22	22	29	36	23								132
Distracted Driving	14	27	17	360	37								455
Suspended Licence	21	19	32	36	25								133
Traffic Light Violation	24	29	17	18	20								108

The above incidents are a overview of common violations. These statistics are not the only motor vehicle enforcement actions taken. The above show top 6 violations for the month.

PARKING TICKET SUMMARY

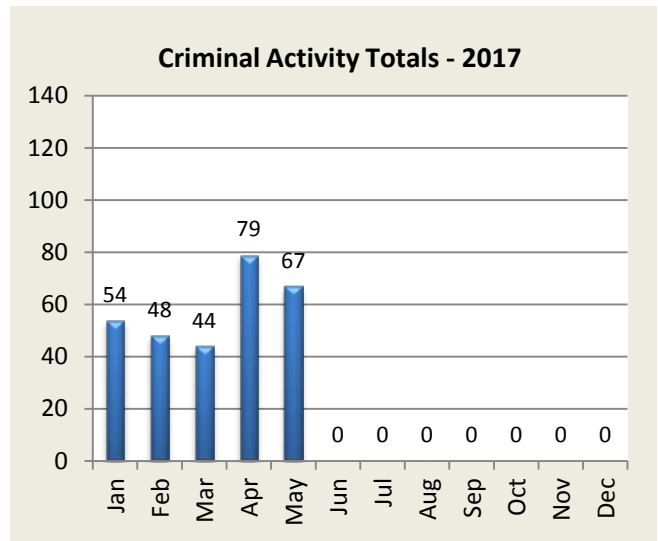
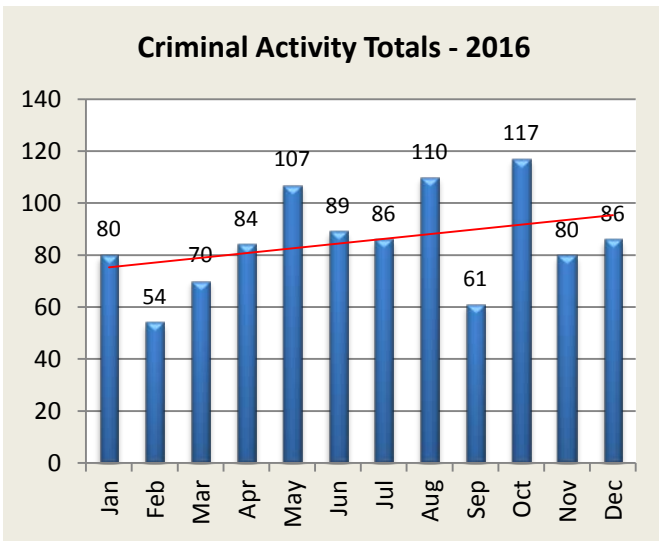
Total Issued	Jan	Feb	Mar	Apr	May	Jun	Jul	Aug	Sep	Oct	Nov	Dec	YTD
2016	439	353	468	380	402	456	790	690	549	382	415	397	5721
2017	281	320	448	461	436								1946



CRIMINAL INCIDENTS

Criminal Incidents: Patrol	R2	R3	R4	R5	B2	B3	B4	B5
Larceny	14	3	1	3	4	3	3	7
Vandalism	2	0	2	1	2	1	3	1
MV Theft / Attempt	1	0	0	0	1	0	0	1
Burglary / Attempt	3	0	1	1	0	1	2	0
Assault	1	0	0	0	0	1	1	1
Robbery	0	1	1	0	0	0	0	0

Criminal Activity: Month	Jan	Feb	Mar	Apr	May	Jun	Jul	Aug	Sep	Oct	Nov	Dec	YTD
Larceny - 2016	46	20	39	56	70	50	45	62	30	84	50	55	607
2017	32	27	26	35	38								158
Vandalism - 2016	14	19	11	12	19	10	14	23	12	17	11	9	171
2017	6	8	10	19	12								55
MV Theft / Attempt - 2016	5	3	3	3	4	5	8	5	5	2	6	12	61
2017	5	8	3	9	3								28
Burglary / Attempt - 2016	4	8	5	6	7	18	13	17	11	6	7	5	107
2017	9	4	3	9	8								33
Assault - 2016	9	2	11	4	4	4	6	3	3	6	4	3	59
2017	1	1	2	7	4								15
Robbery - 2016	2	2	1	3	3	2	0	0	0	2	2	2	19
2017	1	0	0	0	2								3
Totals - 2016	80	54	70	84	107	89	86	110	61	117	80	86	1,024
2017	54	48	44	79	67	0	0	0	0	0	0	0	292



Criminal Arrests by Month	Jan	Feb	Mar	Apr	May	Jun	Jul	Aug	Sep	Oct	Nov	Dec	YTD
Larceny - 2016	23	29	22	33	39	18	20	31	30	39	34	15	333
2017	30	18	29	25	39								141
Vandalism - 2016	0	2	1	0	0	0	0	0	0	2	0	0	5
2017	0	0	0	5	1								6
MV Theft / Attempt - 2016	1	0	0	1	0	0	0	1	0	0	1	0	4
2017	0	0	0	0	0								-
Burglary / Attempt - 2016	2	1	3	12	7	0	5	3	3	4	6	2	48
2017	4	1	1	4	1								11
Assault - 2016	9	2	8	5	5	1	2	5	2	4	1	6	50
2017	2	3	1	5	9								20
Robbery - 2016	0	0	0	4	2	1	0	0	0	0	0	2	9
2017	6	0	0	0	1								7
Total - 2016	23	29	22	33	39	18	20	31	30	39	34	15	333
2017	42	21	31	39	51								184

